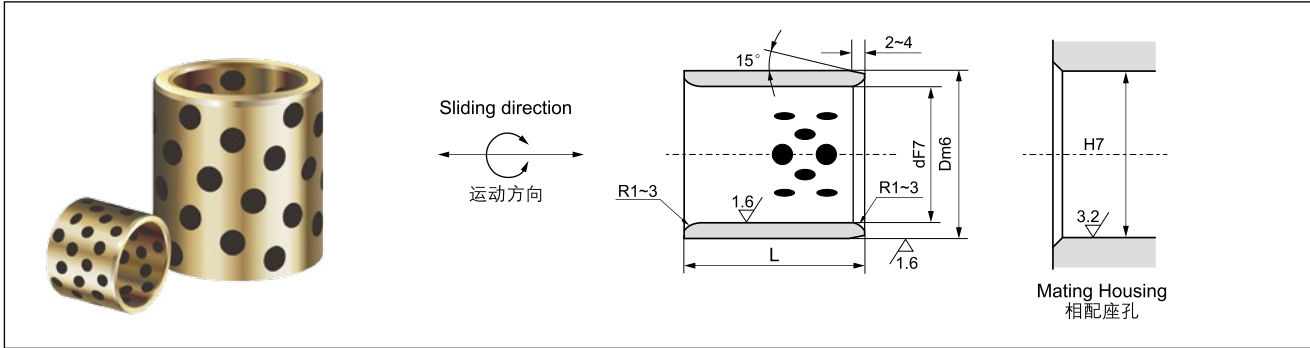
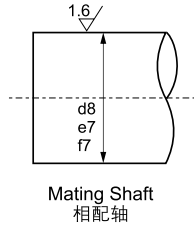


## SPB 固体镶嵌自润滑轴承 SPB Cylindrical Oilless Bushing



内径 F7 I.D. $\varnothing d$		外径 m6 O.D. $\varnothing D$		长度 L <sup>-0.1</sup> <sub>-0.3</sub>							
				8	10	12	15	16	19	20	25
6	+0.022 +0.010	10	+0.015 +0.006	061008	061010	061012					
8	+0.028 +0.013	12	+0.018 +0.007	081208	081210	081212	081215				
10		14		101408	101410	101412	101415			101420	
12	+0.034 +0.016	18	+0.021 +0.008	121808	121810	121812	121815	121816	121819	121820	121825
13		19			131910	131912	131915			131920	131925
14		20			142010	142012	142015			142020	142025
15		21			152110	152112	152115	152116		152120	152125
16		22			162210	162212	162215	162216	162219	162220	162225
17		23					172315				
18		24			182410	182412	182415	182416		182420	182425
19		26					192615			192620	
20	+0.041 +0.020	28	+0.025 +0.009		202810	202812	202815	202816	202819	202820	202825
22		30			203010	203012	203015	203016		203020	203025
25		32				223212	223215			223220	223225
28		33				253312	253315	253316		253320	253325
30	+0.050 +0.020	35	+0.030 +0.011		253512	253515	253516		253520	253525	
32		38							283820	283825	
35		40				303812	303815		303820	303825	
38		42				304012	304015		304020	304025	
40		44							324220		
45		45							354420	354425	
		48					354520	354525			
		50					405015		405020	405025	
		55					405515				
		56									
		60									

## SPB 固体镶嵌自润滑轴承 SPB Cylindrical Oilless Bushing



d8: High load 高负荷  
e7: Light load 轻负荷  
f7: High precision 高精度

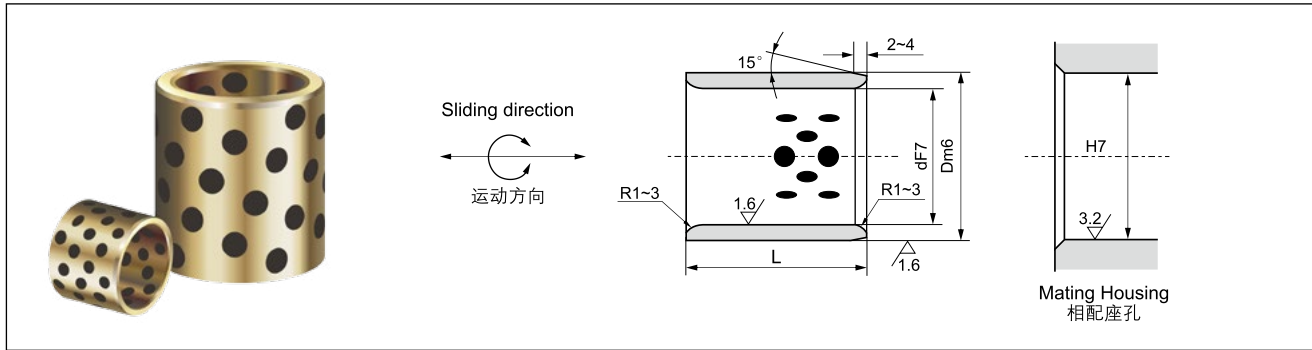
Material	650 # + Graphite
材质	高力黄铜 + 石墨

单位 (Unit): mm

长度 L <sup>-0.1</sup> <sub>-0.3</sub>							压装后内孔 I.D. After Press-Fitting	适用垫圈 SPW	内径 I.D. Ø d
30	35	40	50	60	70	80			
							+0.019 +0.007	—	6
							+0.025 +0.010	—	8
							+0.031 +0.013	10	10
121830							+0.030 +0.012	12	12
131930								13	13
142030								14	14
152130	152135	152140						15	15
162230	162235	162240						16	16
								18	17
182430	182435	182440						18	18
								20	19
202830	202835	202840	202850					20	20
203030	203035	203040	203050					20	
							+0.037 +0.016	25	22
253330	253335	253340	253350	253360				25	25
253530	253535	253540	253550	253560				25	
283830		283840						30	28
303830	303835	303840	303850	303860				30	30
304030	304035	304040	304050	304060				30	
324230		324240						35	32
354430	354435	354440	354450	354460				35	35
354530	354535	354540	354550	354560				35	
		384840						40	38
405030	405035	405040	405050	405060	405070	405080	+0.045 +0.020	40	40
405530	405535	405540	405550	405560				40	
455530	455535	455540	455550	455560				45	45
455630	455635	455640	455650	455660				45	
456030	456035	456040	456050	456060	456070	456080		45	

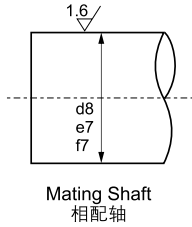
\* 压入后内孔公差值作参考。  
The ID tolerance after fitting is for reference.

## SPB 固体镶嵌自润滑轴承 SPB Cylindrical Oilless Bushing



内径 F7 I.D. Ø d		外径 m6 O.D. Ø D		长度 L <sup>-0.1</sup> <sub>-0.3</sub>								
				20	30	35	40	50	60	70	80	
50	+0.050 +0.025	60		506020	506030	506035	506040	506050	506060	506070	506080	
		62		506230	506235	506240	506250	506260	506270	506280		
		65		506530		506540	506550	506560	506570	506580		
55		70	+0.030 +0.011		557030	557035	557040	557050	557060	557070		
60		74		607430	607435	607440	607450	607460	607470	607480		
63		75		607530	607535	607540	607550	607560	607570	607580		
65	+0.060 +0.030	80					658040	658050	658060	658070	658080	
70		85		708530	708535	708540	708550	708560	708570	708580		
75		90					709050	709060	709070	709080		
80	+0.071 +0.036	95	+0.035 +0.013					759050	759060	759070	759080	
85		96				809640	809650	809660	809670	809680		
90		100				8010040		8010060	8010070	8010080		
95	+0.083 +0.043	110						9011050	9011060		9011080	
100		120					10012050	10012060	10012070	10012080		
110		130						11013050		11013070	11013080	
120	+0.040 +0.015	140								12014070	12014080	
125		145										
130		150										13015080
140	+0.046 +0.017	160										
150		170										15017080
160		180										16018080
170	+0.096 +0.050	190										
180		200										
190		210										
200		230										

## SPB 固体镶嵌自润滑轴承 SPB Cylindrical Oilless Bushing



d8: High load 高负荷  
e7: Light load 轻负荷  
f7: High precision 高精度

Material	650 # + Graphite
材质	高力黄铜 + 石墨

单位 (Unit): mm

长度 L <sup>-0.1</sup> <sub>-0.3</sub>							压装后内孔 I.D. After Press-Fitting	适用垫圈 SPW	内径 I.D. Ø d
90	100	120	130	140	150	200			
							+0.045 +0.020	50	50
	5065100								
							+0.055 +0.025	55	55
	6075100								
	7085100								
							+0.054 +0.024	60	60
	7590100								
	7595100								
	8096100	8096120							
							+0.065 +0.030	65	63
	80100100	80100120		80100140					
	9011090	90110100	90110120						
							+0.064 +0.029	70	70
	10012090	100120100	100120120		100120140				
		110130100	110130120						
							+0.076 +0.036	75	75
	12014090	120140100	120140120		120140140				
							+0.088 +0.042	80	80
		125145100	125145120						
							+0.088 +0.042	85	85
			130150130						
							+0.088 +0.042	90	90
				140160140					
							+0.088 +0.042	100	100
					150170150				
							+0.088 +0.042	110	110
					160180150				
							+0.088 +0.042	120	120
					170190150				
							+0.088 +0.042	125	125
					180200150				
							+0.088 +0.042	130	130
					190210150				
							+0.088 +0.042	140	140
					200230150	200230200			
							+0.088 +0.042	150	150
							+0.088 +0.042	160	160
							+0.088 +0.042	170	170
							+0.088 +0.042	180	180
							+0.088 +0.042	190	190
							+0.088 +0.042	200	200